

MS Teams



Dijak ima tri možnosti za uporabo programa MS Teams:

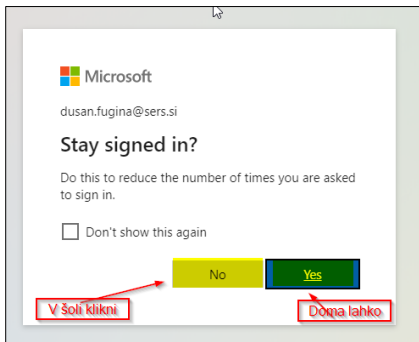
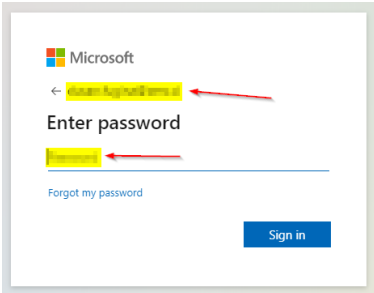
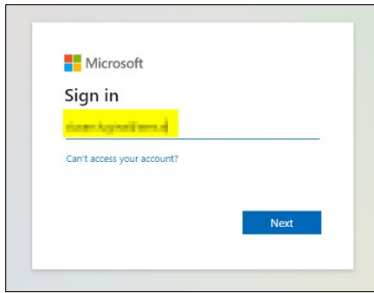
1. spletna različica,
2. namizna različica,
3. mobilna različica.

V šoli se priporoča uporaba spletne in mobilne različice, doma je priporočljivo na svoj računalnik namestiti in uporabljati namizno različico.

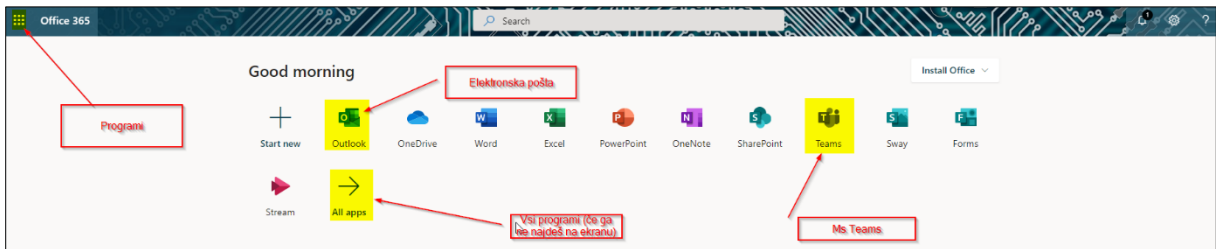
1. Zaženi spletno stran www.microsoft.com in se prijavi s svojim uporabniškim imenom in geslom za Office 365 npr.: janez.novak@sers.si.

A screenshot of a Google search page for 'office365'. The search bar contains 'office365' and the search button is highlighted. Below the search bar, there are navigation options: 'Vse', 'Slike', 'Zemljevidi', 'Novice', 'Videoposnetki', 'Več', 'Nastavitve', and 'Orodja'. The search results show approximately 78,900,000 results. A prominent notification banner from Google regarding privacy is visible. Below that, an advertisement for Microsoft 365 is shown, with a red arrow pointing to the text 'Uradna stran Microsoft 365® - Prej Office 365®'. The ad includes a description of the product and two main options: 'Paketi Microsoft 365®' and 'Microsoft 365® Business'.

A screenshot of the Microsoft 365 website. The page features a navigation bar with the Microsoft logo, 'Microsoft 365', and various menu items like 'Izdelki', 'Zmogljivosti', 'Viri', and 'Podpora'. A search bar is located in the top right corner, with a red arrow pointing to it. The main heading of the page is 'Poiščite pravo rešitev zase'. Below the heading, there are two buttons: 'Za domačo uporabo' and 'Za podjetja'.

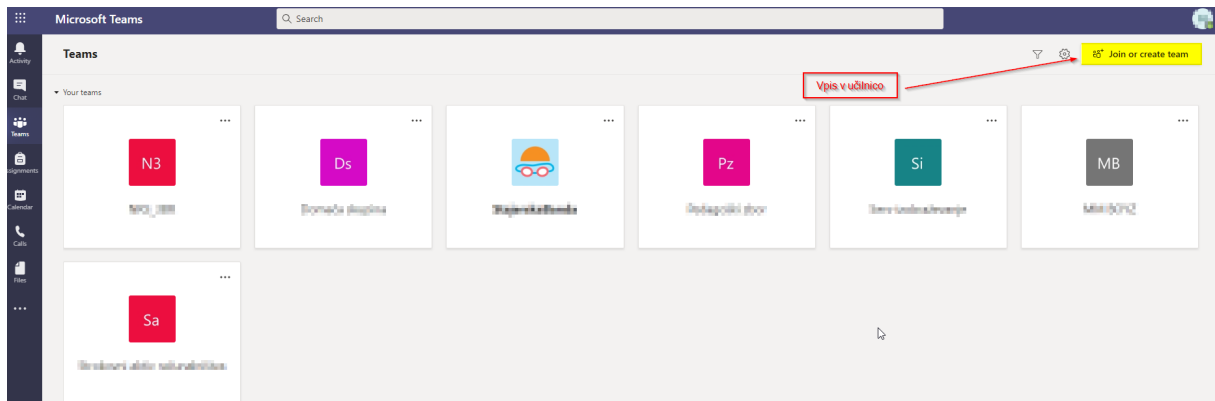


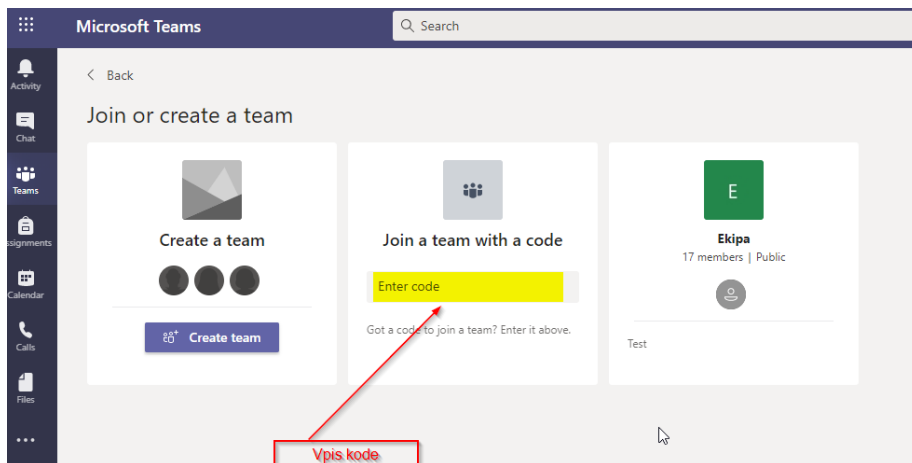
2. Poišči program MS Teams.



3. Vpiši se v učilnico

a. S kodo učilnice. Dobiš jo od učitelja ali učiteljice.





b. Če te je učitelj že dodal v ekipo (razred) poiščeš svojo učilnico po imenu (npr.:NRS_3BR).

